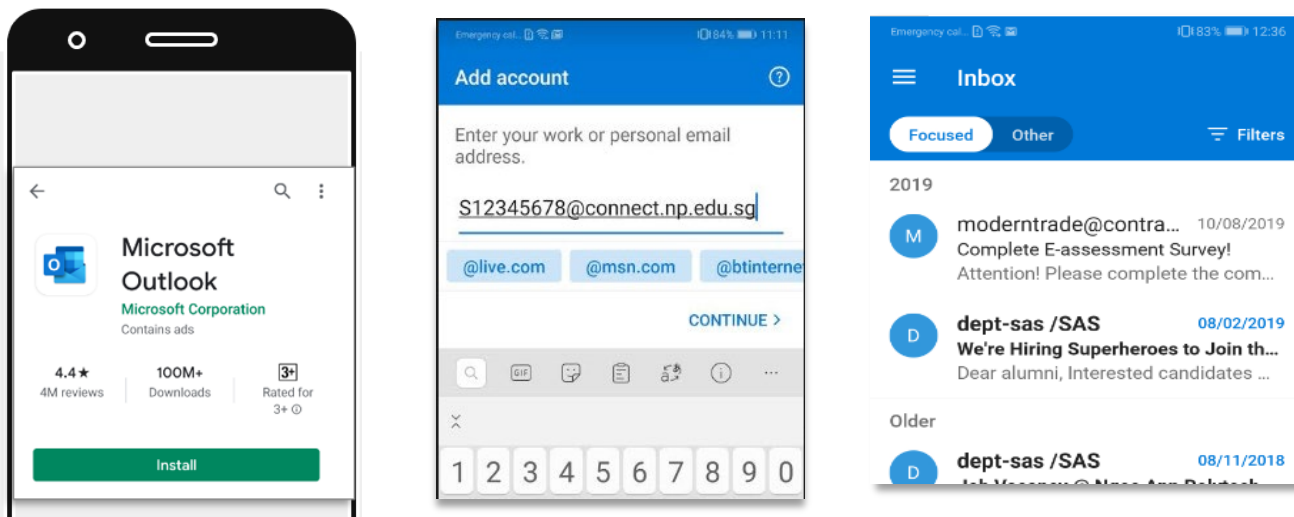


1. Access via Mobile

Install Microsoft Outlook from App Store or Play Store



Login Details

Email address: s + student ID (no alphabet behind) + @connect.np.edu.sg

Example: s12345678@connect.np.edu.sg

Password: Same with your NPAL login

Forget your password? You can reset at:

<https://www1.np.edu.sg/npnet/StuPwdMgt/Pages/Public/selfservicereset.aspx/pwdforget.aspx>

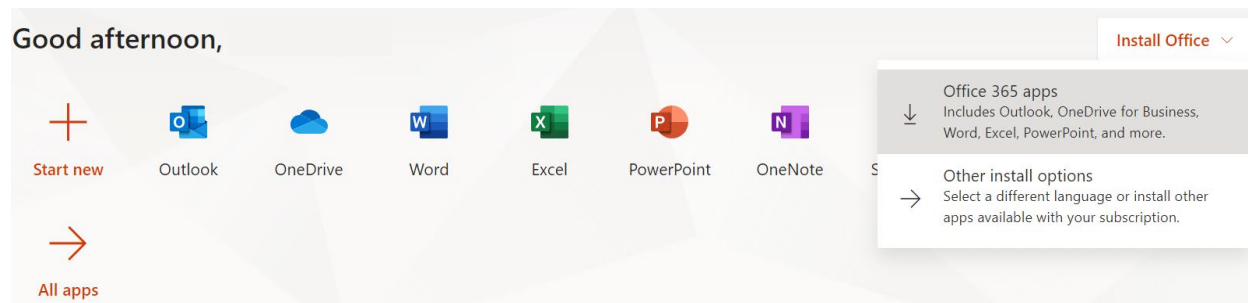
Recovery through your personal email registered with NP

2. Access via Computer/Laptop

Install Outlook App on your computer via <https://portal.office.com>

Login details same as above.

Click on install office -> Office 365 apps



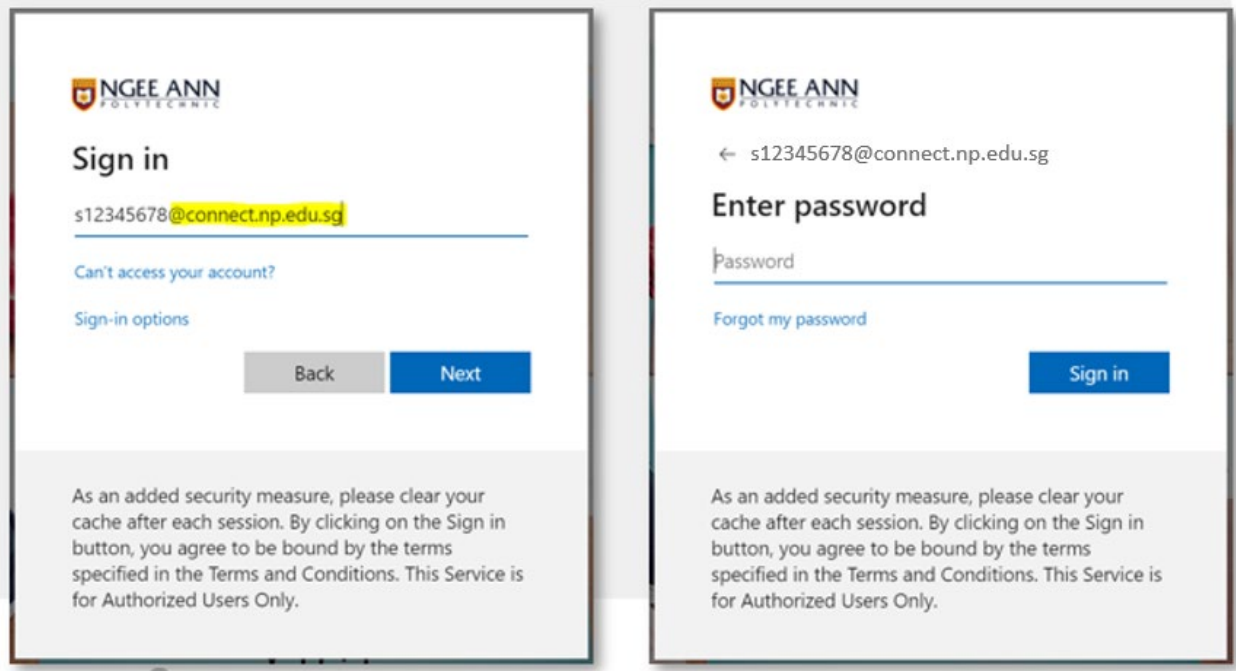
A file will download (.exe file). Launch the file, and follow instructions on screen to complete installation. This may take up to 30 minutes if you download the full suite of Microsoft Office apps.

If you face any issues, email dora_ITCare@np.edu.sg with your student number, full name, course of study, full screenshots and error message(if any). Alternatively, SMS **90300263** with your enquiries.

3. Other Access Methods

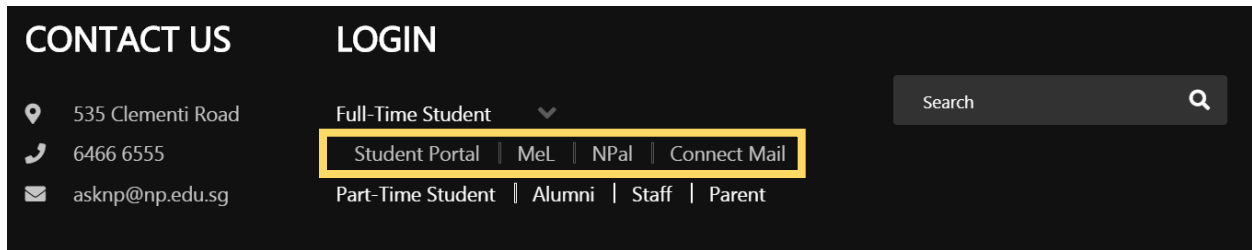
Via Weblink: <https://outlook.office365.com/>

Login details same as above.



Via NP Website: <https://www.np.edu.sg/>

Scroll all the way down -> Login -> **Connect Mail**
(You may also access Student Portal, MeL, NPAl from here)



**Do note that your NP Student Email is the only channel that NP will use to communicate with you.
Check your email daily to stay connected 😊**